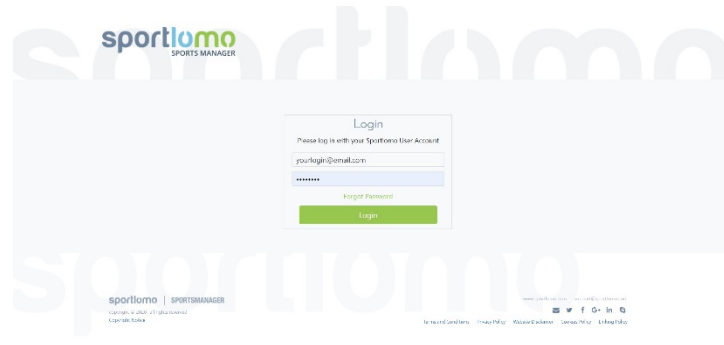
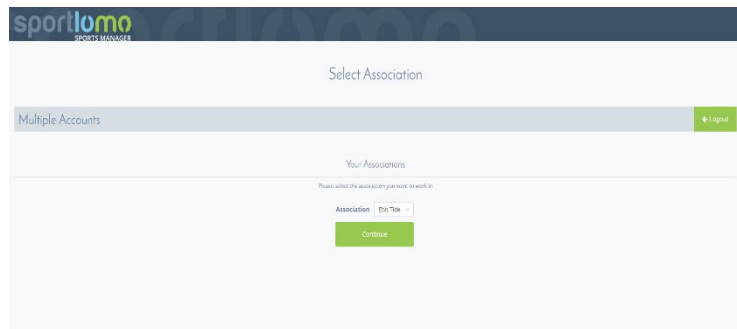


# BCRU Attestation Instructions (on computer)

Step 1 Log in to Sportlomo as a member using the same log in information you use when registering for the season. Click [here](#)

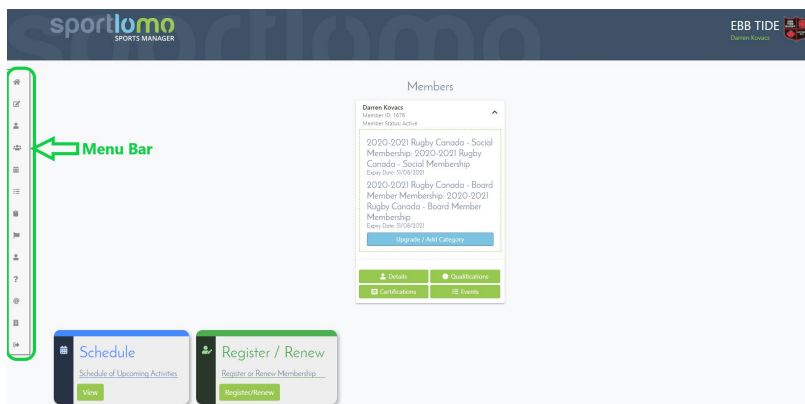


Step 2 Select Ebb Tide as association

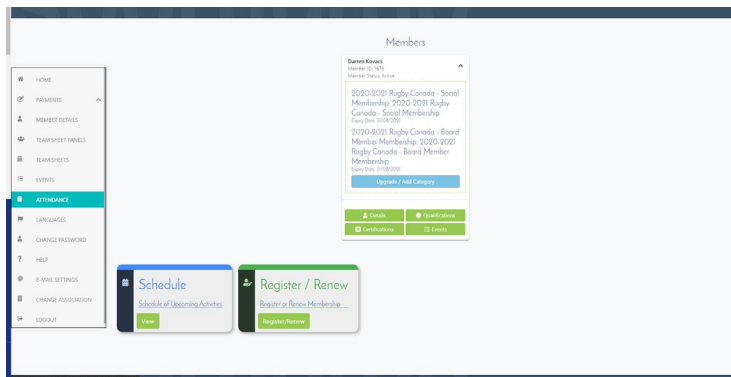


Step 3 Click Continue

Step 3+ you will be directed to this screen or a similar. Along the left side you will see a menu bar.



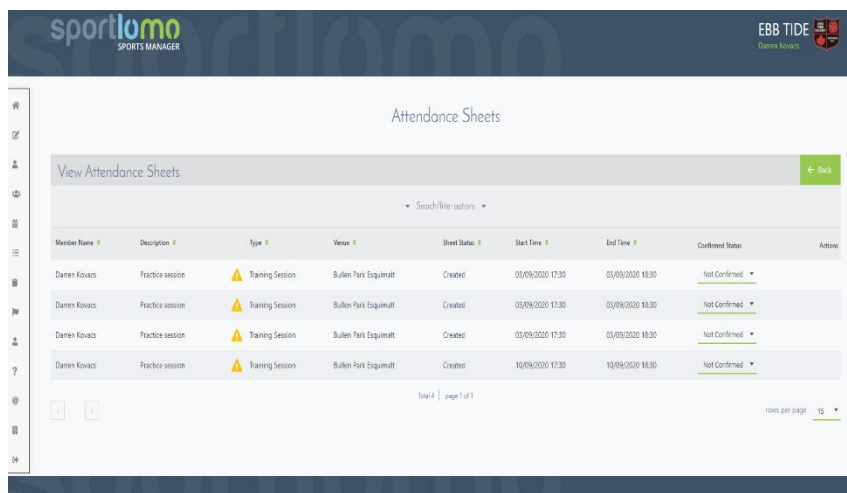
#### Step 4- Click Attendance.



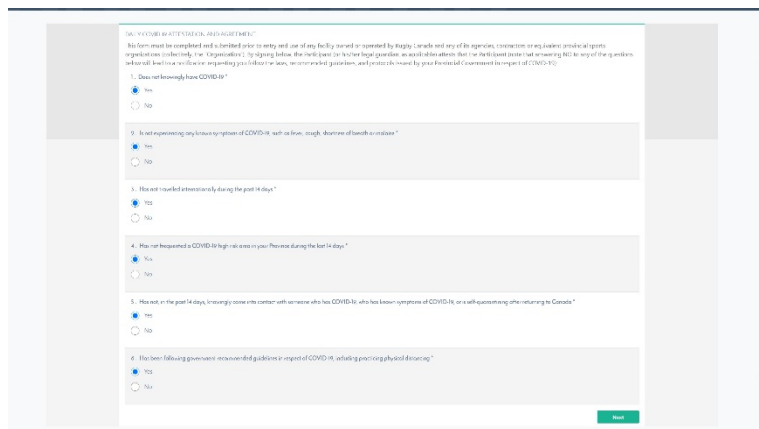
Step 5- After clicking Attendance you will this screen with a list of all the events you are invited too. You will also see anyone's invites who share your user name login. E.G. Kids.

You will see on the list there is a black icon on the right end of each event listing (not shown here in the sample screen shot). Click the black icon to start the Attestation Questionnaire.

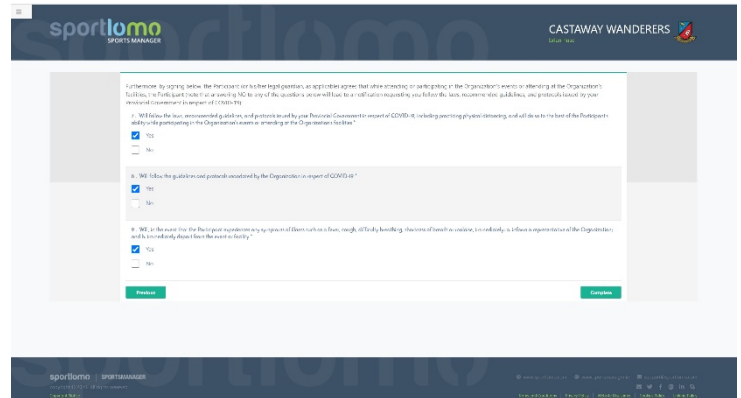
(Also there is a glitch in the sportlomo system. Some people appear in the system more then once with the same information, so they appear on the list more then once. BCRU is working with SL to remedy)



Step 6- Complete Questionnaire and click next on the lower right corner.



Step 7- Continue completing the Questionnaire. Click continue when complete. (Screen shot courtesy of CW)



Final- Once the Attestation is complete you will see this page. This is a summary of the events and a snapshot your status for each event . (Screen shot courtesy of CW)

